


Please make sure the correct replacement part is used

## CTX816 Door Controller variants


### Part “CTX816”

- for single entrance systems only
- Includes 2 Ribbon cables, 200mm long




**Part “CTX816-2DBOT”**

- for 2 entrance systems only
- the bottom PCB of 2
- Includes 2 Ribbon cables, 90mm long



**Part “CTX816-2DTOP”**

- for 2 entrance systems only
- the top PCB of 2
- Includes 2 Ribbon cables, 200mm long



**Part “RLX816”**

- Must be ordered referring to it being for the “1st 8 or 2nd 8 flats
- Includes 2 Ribbon cables, 200mm long

