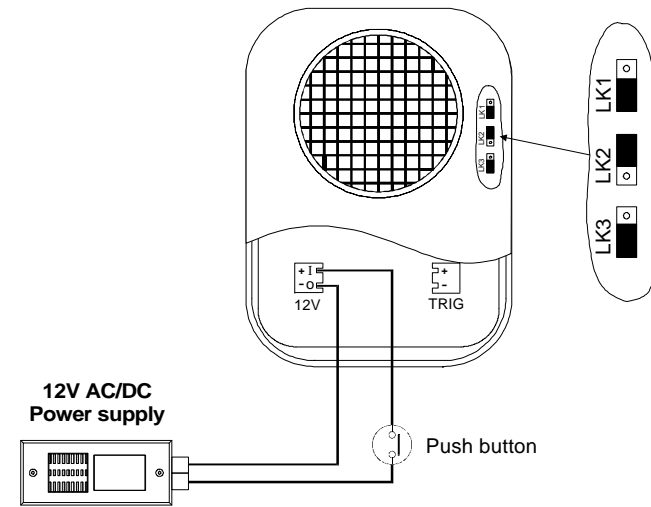
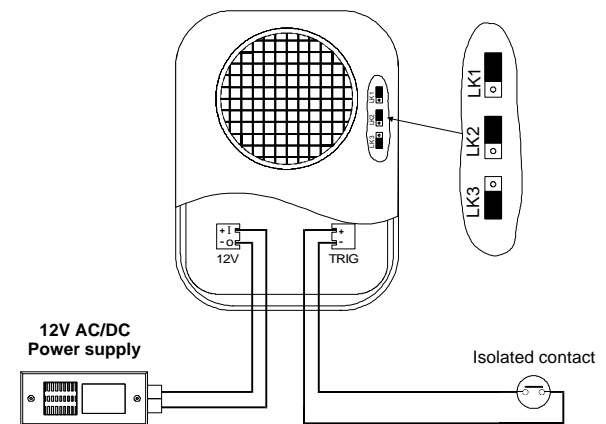


### Mode 1 - Direct application of power



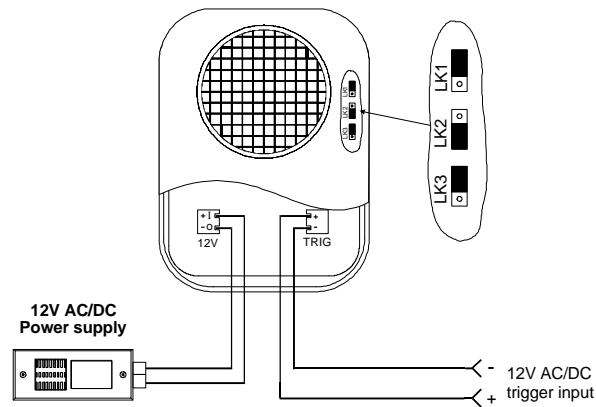
12V AC or DC is applied to the unit; the sound plays for the duration of the applied power.

### Mode 2 - Triggered by an isolated contact



The unit is permanently powered from 12V AC or DC. Momentary closure of a pair of isolated contacts plays the sound for 1 period or repetitively if the contacts are held closed.

## Mode 3 - Triggered from an external source



The unit is permanently powered from 12V AC or DC. Application of an external voltage (AC or DC) plays the sound for 1 period or until the external source is removed. In this mode the TRIG terminals are isolated from the 12V ones.

### Time extension

Optionally the play time in modes 2 and 3 may be doubled by setting the appropriate DIP switch setting.

### Volume adjustment

The maximum volume can be preset by adjusting the potentiometer marked 'VOL'.

### Cable Requirement

Connections	Max Length	Solid Core Diameter
AC Power supply to 12V	25m 100m	0.5mm 1.0mm
DC Power supply to 12V	40m 100m	0.5mm 1.0mm
Isolated contact to TRIG	100m	0.5mm
12V external source to TRIG	100m	0.5mm

## Sound selection

	Buzzer	modes 1,2,3
	Celeste	modes 1,2,3
	Telephone 1	modes 1,2,3
	Single tone repeating, speeds up after 30 seconds.	modes 1,2,3
	Two tone squawk repeating, speeds up after 30 seconds.	modes 1,2,3
	Telephone 2	modes 2,3
	Chime	modes 2,3
	Bong	modes 2,3

## Play time

	1 period
	2 periods

## Specification

Size (mm)	120(H) x 90(W) x 40(D)	
Maximum sound level	85dB @ 1m	
Maximum continuous output power	220mW @ 15V AC / 21V DC 270mW @ 13.5V DC	
<b>AC Operation</b>	<b>Minimum</b>	<b>Maximum</b>
Voltage	10 Vrms	15 Vrms
Current	30mA idle (modes 2,3)	400mA operating
<b>DC Operation</b>	<b>Minimum</b>	<b>Maximum</b>
Voltage	10V	21V
Current	15mA idle (modes 2,3)	250mA operating
<b>TRIG Input</b>	<b>Minimum</b>	<b>Maximum</b>
Voltage	6V AC/DC	15V AC/DC
Current		20mA